
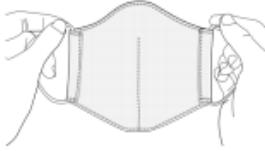

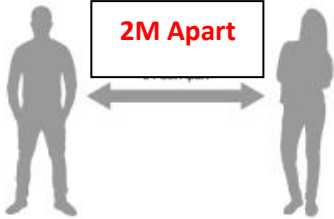




Putting on a mask



1. Ensure you are using a clean mask.
2. Wash hands with soap and water or alcohol-based hand sanitizer before touching mask.
3. Pick up mask by touching ear loops (or ties) only.
4. Round side is up for reusable masks or metal side up for disposable
5. Put straps around ears or tie up and then pull mask down over chin.
6. Pinch metal rod over nose to secure and fit under chin
* If using disposable masks,

While wearing a mask



- Mask should be either completely on or off; do not wear or rest under chin.
- Never wear mask inside-out.
- Remove mask if soiled or damp; do not reuse a single-use mask.
- Do not touch mask, face, or adjust mask while it is on.
- If you touch mask, wash hands with soap and water or hand sanitizer right away.
- Always follow physical distancing and good hygiene practices.

Removing a mask



1. Grab ear loops only and lift the mask off ears.
2. Pull bottom of mask off and away from mouth and chin.
3. If you plan on reusing your mask right away, place it in a clean plastic bag or container so it does not get contaminated.
Reusable masks Must be washed in soap & HOT water each day and dried ready for your next shift.

Remember- Masks are for work purposes and are a preventative measure to keep you and our communities safe. Should you lose your mask, please contact 1st Call Recruitment ASAP as you need a mask on our client sites during certain Covid Alert Levels.